

## C7 Catheter Care Appendix 2


Designed Locally  
JG:JP approved





**ANTT**

**Catheter Bag Change Guideline (Standard ANTT)**






Version 3

**Standard ANTT**  
The aim is asepsis








-   
Clean hands & gain consent
-   
Gather equipment, keep bag in open packaging until use
-   
Clean hands
-   
Put on gloves and apron

**LEG bag**

-   
Drain leg bag into toilet or suitable container
-   
Remove leg bag from catheter - do not touch key part
-   
Place leg bag in waste bag
-   
Insert new leg bag, do not touch key parts
-   
Clean hands then write in notes

**NIGHT bag**

-   
Drain night bag into toilet or suitable container
-   
Remove night bag from leg bag - do not touch key part
-   
Place night bag in waste bag
-   
Insert new night bag (if required) and open tap on leg bag
-   
Clean hands then write in notes

Extra Care Housing Service	Support at Home Service	OA Day Services	Residential Services	DMH Day Services	DMH Supported Living Services	Community Equipment Services	Shared Lives Service
X	X	✓	✓	✓	✓	X	X